


# RoboTrac



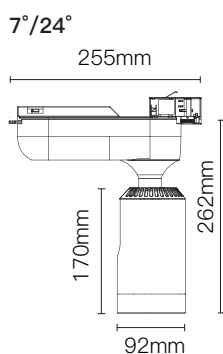
Motorised 3-phase track lighting. Integrated power supply.

- White  
● Black

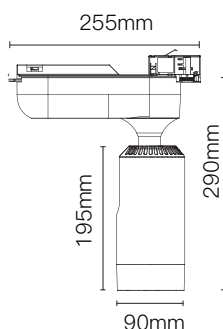
## Features



## Dimensions



## Zoomable



## Electrical system

<b>Total power consumption:</b>	28W
<b>Power input:</b>	120–277V 50/60Hz
<b>Operating temperature:</b>	–10°C ~ 35°C
<b>Power factor:</b>	>0,95
<b>Dimming methods:</b>	PWM
<b>Insulation class:</b>	Class II
<b>Motor type:</b>	Stepping motor
<b>Control protocol:</b>	Zigbee/2,4G remote control

## Light source

<b>LED type:</b>	COB
<b>CCT:</b>	2700K/3000K/4000K/Tunable White(2700K– 6000K)
<b>CRI:</b>	Ra>90/R9>50
<b>Beam angle:</b>	7° / 24° / Zoomable(12°–55°)

## Housing

<b>Lamp body diameter:</b>	92mm / 90mm
<b>Material:</b>	Aluminum, plastic
<b>Weight:</b>	1,42kg/1,73kg(zoomable)

## Warranty

<b>Period:</b>	5-year warranty
----------------	-----------------

## Lumen output

Angle \ CCT	2700K	3000K	4000K	2700–6000K
7°	2000lm	2260lm	2600lm	–
24°	1800lm	2000lm	2300lm	1400–1900lm
Z1(12°–55°)	550–1550lm	600–1600lm	650–1650lm	550–1550lm

## Nomenclature

\*Applicable model: TLRT28xx90xxxx (xx: dynamic codes)

Type	Series Name	System Power	CCT	CRI	Beam Angle	Driver/Control	Serial No.
TL	RT(RoboTrac)	28(28W)	27(2700K)	90(90)	07(7°)	4(Zigbee)	01(Black)
			30(3000K)		24(24°)	6(2,4 GHz)	02(White)
			40(4000K)		Z1(12°–55°)		
			TW(2700–6000K)				

# Illuminance distance data

## Robotrac

Zoomable 28W



12°

h(m)	E(lx)	Ø (m)	S_B(sq.m)
1	8050.53	0.25	0.05
2	2012.63	0.49	0.2
3	894.50	0.74	0.4
4	503.16	0.98	0.8
5	322.02	1.23	1.2

55°

h(m)	E(lx)	Ø (m)	S_B(sq.m)
1	2797.16	1.09	0.9
2	699.29	2.17	3.7
3	310.80	3.26	8.4
4	174.82	4.35	15.0
5	111.89	5.43	23.40

## Robotrac

28W



24°

h(m)	E(lx)	Ø (m)	S_B(sq.m)
1	7934.79	0.50	0.2
2	1983.70	1.00	0.8
3	881.64	1.49	1.8
4	495.92	1.99	3.2
5	317.39	2.49	5.0

## Robotrac

28W



7°

h(m)	E(lx)	Ø (m)	S_B(sq.m)
1	59587.49	0.13	0.01
2	14896.87	0.25	0.05
3	6620.83	0.38	0.11
4	3724.22	0.51	0.20
5	2383.50	0.64	0.32