

LIGHTING  
FOR ARCHITECTURAL,  
HOSPITALITY &  
RETAIL APPLICATIONS

**-ON**

# Maga Series Datasheet

---

## Low-Voltage Track

---

Ami-Zoom



Ami-Filter



Cubo



Dabo




Pixy



Casa



Bande



Bande Diffuser




Ami-Pendant




Canos



Navia



Mona



Marmor



Mika



Polo\_50



Polo\_70



## Mains Voltage Recessed

---


Ami-Round  
Zoom




Ami-Rectangle  
Zoom




Ami-Square  
Zoom



Ami-Round  
Filter



Ami-Rectangle  
Filter



Ami-Square  
Filter

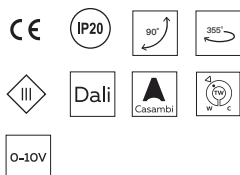


# Ami-Zoom Low-Voltage Track



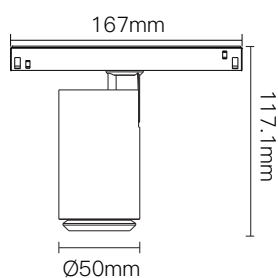
- White  
● Black

## Features

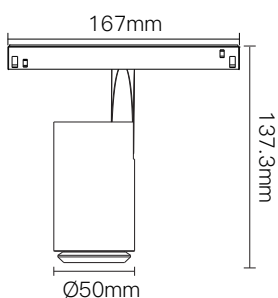


## Dimensions

### M403



### M412



## Electrical system

<b>Total power consumption:</b>	10W
<b>Power input:</b>	48V
<b>Operating temperature:</b>	-10°C ~ 35°C
<b>Dimming option:</b>	0-10V / Dali / Casambi
<b>Insulation class:</b>	Class III

## Light source

<b>LED type:</b>	COB
<b>CCT:</b>	2700K/3000K/4000K
<b>CRI:</b>	Ra>90
<b>Beam angle:</b>	15°-45°
<b>UGR:</b>	<16

## Housing

<b>Lamp body diameter:</b>	50mm
<b>Material:</b>	Aluminum
<b>Weight:</b>	271.4g

## Warranty

<b>Period:</b>	5-year warranty
----------------	-----------------

## Lumen output

BA. \ CCT	2700K	3000K	4000K
15°-45°	288lm	320lm	350lm

## Nomenclature

\*Applicable model: M40310xx90xxxxx (xx: dynamic codes)

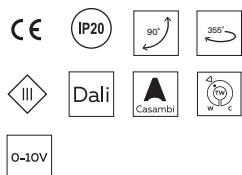
Product Code	System Power	CCT	CRI	Beam Angle	Driver/Control	Serial No.
M403	10(10W)	27(2700K)	90(90)	Z2(15°-45°)	N(Non-Dim)	01(Black)
M412		30(3000K)			A(0-10V dim)	02(White)
		40(4000K)			D(Dali dim)	
		TW(Tunable)				

# Ami-Filter Low-Voltage Track



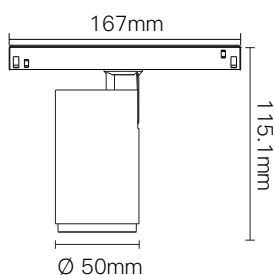
- White
- Black

## Features

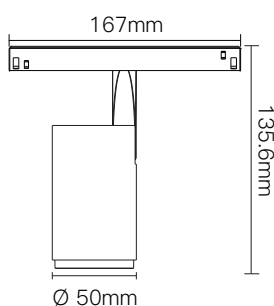


## Dimensions

### M404



### M413



## Electrical system

<b>Total power consumption:</b>	9W
<b>Power input:</b>	48V
<b>Operating temperature:</b>	-10°C ~ 35°C
<b>Dimming option:</b>	0-10V / Dali / Casambi
<b>Insulation class:</b>	Class III

## Light source

<b>LED type:</b>	SMD
<b>CCT:</b>	2700K/3000K/4000K
<b>CRI:</b>	Ra>90
<b>Beam angle:</b>	7° /15° /24° /38° /10°x35° /Honeycomb
<b>UGR:</b>	<16

## Housing

<b>Lamp body diameter:</b>	50mm
<b>Material:</b>	Aluminum
<b>Weight:</b>	255.6g

## Warranty

<b>Period:</b>	5-year warranty
----------------	-----------------

## Lumen output

\* The lumen output is measured by the original optics (7°).

BA. \ CCT	2700K	3000K	4000K
7°	450lm	500lm	550lm

## Nomenclature

\*Applicable model: M40409xx90xxxx (xx: dynamic codes)

Product Code	System Power	CCT	CRI	Beam Angle	Driver/Control	Serial No.
M404	09(09W)	27(2700K)	90(90)	07(7°)	N(Non-Dim)	01(Black)
M413		30(4000K)		15(15°)	A(0-10V dim)	02(White)
		40(4000K)		24(24°)	D(Dali dim)	
				38(38°)		
				X1(10°x35°)		
				HC(Honeycomb)		
				TW(Tunable)		
				18(18°)		
				24(24°)		
				38(38°)		

# Cubo Low-Voltage Track



## Electrical system

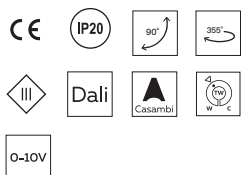
<b>Total power consumption:</b>	9W
<b>Power input:</b>	48V
<b>Operating temperature:</b>	-10°C ~ 35°C
<b>Dimming option:</b>	0-10V / Dali / Casambi
<b>Insulation class:</b>	Class III

## Light source

<b>LED type:</b>	SMD
<b>CCT:</b>	2700K/3000K/4000K
<b>CRI:</b>	Ra>90
<b>Beam angle:</b>	7°/15° /24° /38° /10°x35° /Honeycomb
<b>UGR:</b>	<16

- White
- Black

## Features



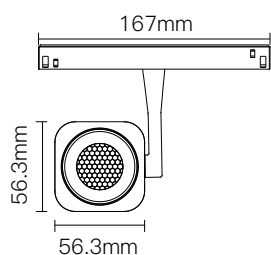
## Housing

<b>Lamp body diameter:</b>	56.3mm x 56.3mm
<b>Material:</b>	Aluminum
<b>Weight:</b>	304.6g

## Warranty

<b>Period:</b>	5-year warranty
----------------	-----------------

## Dimensions



## Lumen output

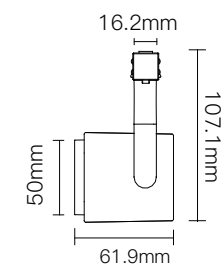
\* The lumen output is measured by the original optics (7°).

BA. \ CCT	2700K	3000K	4000K
7°	405lm	450lm	500lm

## Nomenclature

\*Applicable model: M40510xx90xxxx (xx: dynamic codes)

Product Code	System Power	CCT	CRI	Beam Angle	Driver/Control	Serial No.
M405	09(9W)	27(2700K)	90(90)	07(7°)	N(Non-Dim)	01(Black)
		30(3000K)		15°(15°)		A(0-10V dim)
		40(4000K)		24°(24°)	D(Dali dim)	
				38°(38°)		
		X1(10°x35°)		HC(Honeycomb)		
		TW(Tunable)				
					24(24°)	
						38(38°)



# Dabo Low-Voltage Track



## Electrical system

<b>Total power consumption:</b>	10W
<b>Power input:</b>	48V
<b>Operating temperature:</b>	-10°C ~ 35°C
<b>Dimming option:</b>	0-10V / Dali / Casambi
<b>Insulation class:</b>	Class III

## Light source

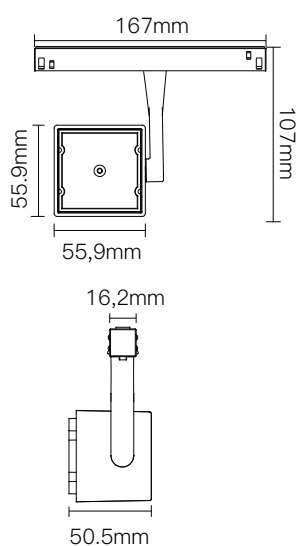
<b>LED type:</b>	SMD
<b>CCT:</b>	2700K/3000K/4000K
<b>CRI:</b>	Ra>90
<b>Beam angle:</b>	10°
<b>UGR:</b>	<16

- White
- Black

## Features



## Dimensions



## Housing

<b>Lamp body diameter:</b>	55,9mm x 55,9mm
<b>Material:</b>	Aluminum
<b>Weight:</b>	266g

## Warranty

<b>Period:</b>	5-year warranty
----------------	-----------------

## Lumen output

BA. \ CCT	2700K	3000K	4000K
10°	504lm	560lm	616lm

## Nomenclature

\*Applicable model: M40610xx90xxxx (xx: dynamic codes)

Product Code	System Power	CCT	CRI	Beam Angle	Driver/Control	Serial No.	
M406	10(10W)	27(2700K)	90(90)	10(10°)	N(Non-Dim)	01(Black)	
		30(3000K)				A(0-10V dim)	02(White)
		40(4000K)				D(Dali dim)	

# Pixy Low-Voltage Track



## Electrical system

<b>Total power consumption:</b>	7W
<b>Power input:</b>	48V
<b>Operating temperature:</b>	-10°C ~ 35°C
<b>Dimming option:</b>	0-10V / Dali / Casambi
<b>Insulation class:</b>	Class III

## Light source

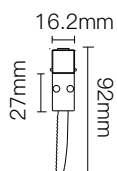
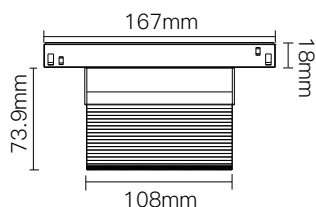
<b>LED type:</b>	COB
<b>CCT:</b>	2700K/3000K/4000K
<b>CRI:</b>	Ra>90
<b>Beam angle:</b>	Wash wall
<b>UGR:</b>	<19

- White  
● Black

## Features



## Dimensions



## Housing

<b>Lamp body diameter:</b>	108mm x 73,9mm
<b>Material:</b>	Aluminum+PMMA
<b>Weight:</b>	178.8g

## Warranty

<b>Period:</b>	5-year warranty
----------------	-----------------

## Lumen output

BA. \ CCT	2700K	3000K	4000K
Wall wash	504lm	560lm	610lm

## Nomenclature

\*Applicable model: M40107xx90xxxx (xx: dynamic codes)

Product Code	System Power	CCT	CRI	Beam Angle	Driver/Control	Serial No.
M401	07(7W)	27(2700K)	90(90)	WW(Wall Wsah)	N(Non-Dim)	01(Black)
		30(3000K)			A(0-10V dim)	02(White)
		40(4000K)			D(Dali dim)	

# Casa Low-Voltage Track



## Electrical system

<b>Total power consumption:</b>	12W
<b>Power input:</b>	48V
<b>Operating temperature:</b>	-10°C ~ 35°C
<b>Dimming option:</b>	0-10V / Dali / Casambi
<b>Insulation class:</b>	Class III

## Light source

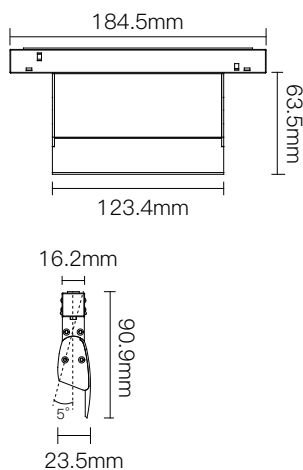
<b>LED type:</b>	SMD
<b>CCT:</b>	2700K/3000K/4000K
<b>CRI:</b>	Ra>90
<b>Beam angle:</b>	Asymmetric (30°)
<b>UGR:</b>	<19

- White  
● Black

## Features



## Dimensions



## Housing

<b>Lamp body diameter:</b>	63,5mm x 123,4mm
<b>Material:</b>	Aluminum
<b>Weight:</b>	212.5g

## Warranty

<b>Period:</b>	5-year warranty
----------------	-----------------

## Lumen output

BA. \ CCT	2700K	3000K	4000K
30°	468lm	520lm	570lm

## Nomenclature

\*Applicable model: M40212xx90xxxx (xx: dynamic codes)

Product Code	System Power	CCT	CRI	Beam Angle	Driver/Control	Serial No.	
M402	12(12W)	27(2700K)	90(90)	30(30°)	N(Non-Dim)	01(Black)	
		30(3000K)				A(0-10V dim)	02(White)
		40(4000K)				D(Dali dim)	

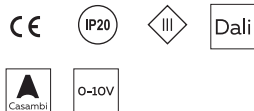


# Bande Low-Voltage Track

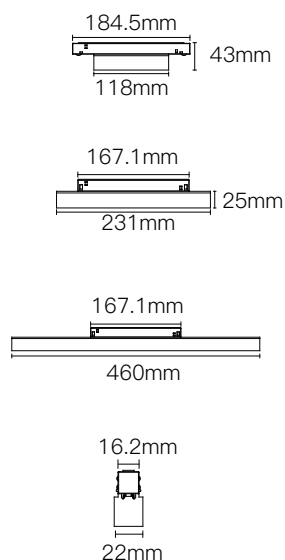


- White  
● Black

## Features



## Dimensions



## Electrical system

<b>Total power consumption:</b>	6W / 10W / 20W
<b>Power input:</b>	48V
<b>Operating temperature:</b>	-10°C ~ 35°C
<b>Dimming option:</b>	0-10V / Dali / Casambi
<b>Insulation class:</b>	Class III

## Light source

<b>LED type:</b>	SMD
<b>CCT:</b>	2700K/3000K/4000K
<b>CRI:</b>	Ra>90
<b>Beam angle:</b>	38°
<b>UGR:</b>	<16

## Housing

<b>Lamp body diameter:</b>	118mm x 22mm / 231mm x 22mm / 460mm x 22mm
<b>Material:</b>	Aluminum
<b>Weight:</b>	110.3g / 178.2g / 316.5g

## Warranty

<b>Period:</b>	5-year warranty
----------------	-----------------

## Lumen output

BA. \ CCT	2700K	3000K	4000K
38° (6W)	315lm	350lm	385lm
38° (11W)	450lm	500lm	550lm
38° (20W)	990lm	1100lm	1210lm

## Nomenclature

\*Applicable model: M410xxx90xxxx (xx: dynamic codes)

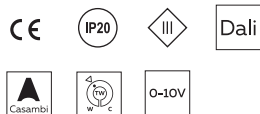
Product Code	System Power	CCT	CRI	Beam Angle	Driver/Control	Serial No.
M410	06(6W)	27(2700K)	90(90)	38(38°)	N(Non-Dim)	01(Black)
	11(11W)	30(3000K)			A(0-10V dim)	02(White)
	20(20W)	40(4000K)			D(Dali dim)	

# Bande Diffuser Low-Voltage Track

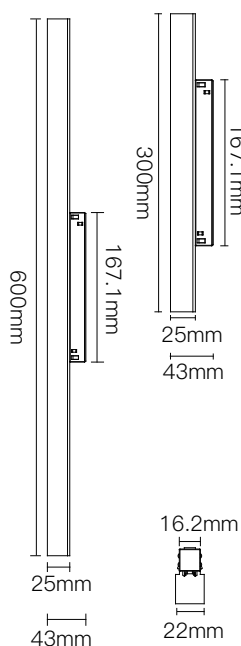


- White
- Black

## Features



## Dimensions



## Electrical system

<b>Total power consumption:</b>	11W / 20W
<b>Power input:</b>	48V
<b>Operating temperature:</b>	-10°C ~ 35°C
<b>Dimming option:</b>	0-10V / Dali / Casambi
<b>Insulation class:</b>	Class III

## Light source

<b>LED type:</b>	SMD
<b>CCT:</b>	2700K/3000K/4000K
<b>CRI:</b>	Ra>90
<b>Beam angle:</b>	Flood

## Housing

<b>Lamp body diameter:</b>	300mm x 22mm / 600mm x 22mm
<b>Material:</b>	Aluminum
<b>Weight:</b>	199.3g /313.8g

## Warranty

<b>Period:</b>	5-year warranty
----------------	-----------------

## Lumen output

BA. \ CCT	2700K	3000K	4000K
Flood (11W)	459lm	510lm	560lm
Flood (20W)	945lm	1050lm	1155lm
Glarefree-W (11W)	322lm	357lm	392lm
Glarefree-W (20W)	662lm	735lm	809lm

## Nomenclature

\*Applicable model: M411xxxx90xxxx (xx: dynamic codes)

Product Code	System Power	CCT	CRI	Beam Angle	Driver/Control	Serial No.
M411	11(11W)	27(2700K)	90(90)	FD(Flood)	N(Non-Dim)	01(Black)
	20(20W)	30(3000K)		GW(Glarefree-W)	A(0-10V dim)	02(White)
		40(4000K)			D(Dali dim)	
		TW(Tunable)				

# Ami Pendant Low-Voltage Track

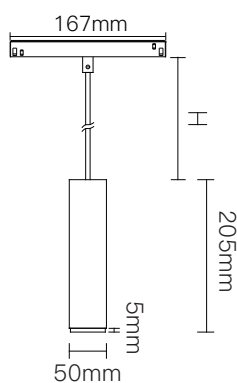


- White  
● Black

## Features



## Dimensions



## Electrical system

<b>Total power consumption:</b>	9W
<b>Power input:</b>	48V
<b>Operating temperature:</b>	-10°C ~ 35°C
<b>Dimming option:</b>	0-10V / Dali / Casambi
<b>Insulation class:</b>	Class III

## Light source

<b>LED type:</b>	SMD
<b>CCT:</b>	2700K/3000K/4000K
<b>CRI:</b>	Ra>90
<b>Beam angle:</b>	7° /15° /24° /38° /10°x35° /Honeycomb
<b>UGR:</b>	<19

## Housing

<b>Lamp body diameter:</b>	50mm
<b>Material:</b>	Aluminum
<b>Weight:</b>	425g

## Warranty

<b>Period:</b>	5-year warranty
----------------	-----------------

## Lumen output

BA. \ CCT	2700K	3000K	4000K
7°	369lm	410lm	450lm

## Nomenclature

\*Applicable model: M40713xx90xxxxx (xx: dynamic codes)

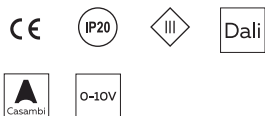
Product Code	System Power	CCT	CRI	Beam Angle	Driver/Control	Serial No.
M407	09(9W)	27(2700K)	90(90)	07(7°)	N(Non-Dim)	01(Black)
		30(3000K)		15(15°)	A(0-10V dim)	02(White)
		40(4000K)		24(24°)	D(Dali dim)	
				38(38°)		
				X1(10°x35°)		
				HC(Honeycomb)		
		TW(Tunable)		18(18°)		
				24(24°)		
				38(38°)		

# Canos Low-Voltage Track

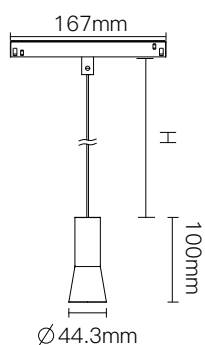


- White  
● Black

## Features



## Dimensions



## Electrical system

<b>Total power consumption:</b>	7W
<b>Power input:</b>	48V
<b>Operating temperature:</b>	-10°C ~ 35°C
<b>Dimming option:</b>	0-10V / Dali / Casambi
<b>Insulation class:</b>	Class III

## Light source

<b>LED type:</b>	COB
<b>CCT:</b>	2700K/3000K/4000K
<b>CRI:</b>	Ra>90
<b>Beam angle:</b>	15° /24° /36°
<b>UGR:</b>	<16

## Housing

<b>Lamp body diameter:</b>	44,3mm
<b>Material:</b>	Aluminum
<b>Weight:</b>	173.9g

## Warranty

<b>Period:</b>	5-year warranty
----------------	-----------------

## Lumen output

BA. \ CCT	2700K	3000K	4000K
15°	324lm	360lm	396lm
24°	360lm	400lm	440lm
38°	342lm	380lm	420lm

## Nomenclature

\*Applicable model: M40807xx90xxxx (xx: dynamic codes)

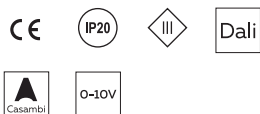
Product Code	System Power	CCT	CRI	Beam Angle	Driver/Control	Serial No.
M408	07(7W)	27(2700K)	90(90)	15(15°)	N(Non-Dim)	01(Black)
		30(3000K)		24(24°)	A(0-10V dim)	02(White)
		40(4000K)		36(36°)	D(Dali dim)	

# Navia Low-Voltage Track

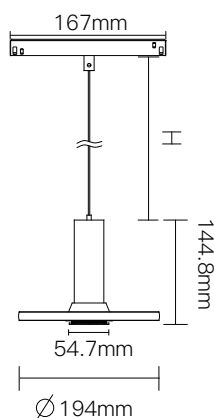


- White  
● Black

## Features



## Dimensions



## Electrical system

<b>Total power consumption:</b>	7W
<b>Power input:</b>	48V
<b>Operating temperature:</b>	-10°C ~ 35°C
<b>Dimming option:</b>	0-10V / Dali / Casambi
<b>Insulation class:</b>	Class III

## Light source

<b>LED type:</b>	COB
<b>CCT:</b>	2700K/3000K/4000K
<b>CRI:</b>	Ra>90
<b>Beam angle:</b>	24°
<b>UGR:</b>	<16

## Housing

<b>Lamp body diameter:</b>	194mm
<b>Material:</b>	Aluminum
<b>Weight:</b>	430.4g

## Warranty

<b>Period:</b>	5-year warranty
----------------	-----------------

## Lumen output

BA. \ CCT	2700K	3000K	4000K
24°	360lm	400lm	440lm

## Nomenclature

\*Applicable model: M40913xx90xxxx (xx: dynamic codes)

Product Code	System Power	CCT	CRI	Beam Angle	Driver/Control	Serial No.
M409	07(7W)	27(2700K)	90(90)	24(24°)	N(Non-Dim)	01(Black)
		30(3000K)			A(0-10V dim)	02(White)
		40(4000K)			D(Dali dim)	

# Mona

## Low-Voltage Track

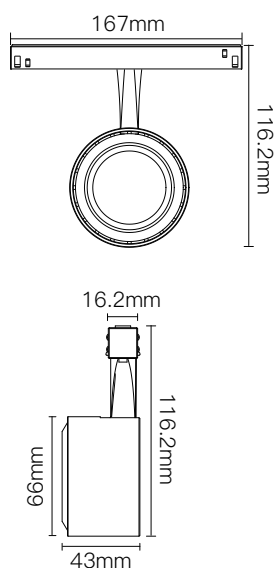


- White
- Black

### Features



### Dimensions



### Electrical system

<b>Total power consumption:</b>	12W
<b>Power input:</b>	48V
<b>Operating temperature:</b>	-10°C ~ 35°C
<b>Dimming option:</b>	0-10V / Dali / Casambi
<b>Insulation class:</b>	Class III

### Light source

<b>LED type:</b>	COB
<b>CCT:</b>	2700K/3000K/4000K
<b>CRI:</b>	Ra>92
<b>Beam angle:</b>	17°/30°
<b>UGR:</b>	<16

### Housing

<b>Lamp body diameter:</b>	66mm
<b>Material:</b>	Aluminum
<b>Weight:</b>	230g

### Warranty

<b>Period:</b>	5-year warranty
----------------	-----------------

### Lumen output

BA. \ CCT	2700K	3000K	4000K
17°	620lm	650lm	689lm
30°	620lm	650lm	689lm

### Nomenclature

\*Applicable model: M41412xx90xxxx (xx: dynamic codes)

Product Code	System Power	CCT	CRI	Beam Angle	Driver/Control	Serial No.
M414	12(12W)	27(2700K)	90(90)	17(17°)	N(Non-Dim)	01(Black)
		30(3000K)		30(30°)	A(0-10V dim)	02(White)
		40(4000K)			D(DT6)	
					E(DT8)	

# Marmor

## Low-Voltage Track

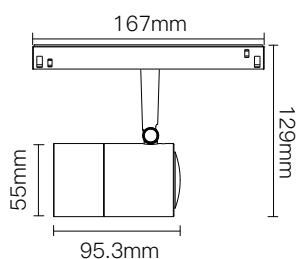


- White  
● Black

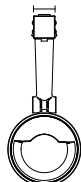
### Features



### Dimensions



16.2mm



### Electrical system

<b>Total power consumption:</b>	12W
<b>Power input:</b>	48V
<b>Operating temperature:</b>	-10°C ~ 35°C
<b>Dimming option:</b>	0-10V / Dali / Casambi
<b>Insulation class:</b>	Class III

### Light source

<b>LED type:</b>	COB
<b>CCT:</b>	2700K/3000K/4000K
<b>CRI:</b>	Ra>92
<b>Beam angle:</b>	Wallwash
<b>UGR:</b>	NA

### Housing

<b>Lamp body diameter:</b>	55mm
<b>Material:</b>	Aluminum
<b>Weight:</b>	293g

### Warranty

<b>Period:</b>	5-year warranty
----------------	-----------------

### Lumen output

BA. \ CCT	2700K	3000K	4000K
Wallwasher	515lm	541lm	573lm

### Nomenclature

\*Applicable model: M41512xx90xxxx (xx: dynamic codes)

Product Code	System Power	CCT	CRI	Beam Angle	Driver/Control	Serial No.
M415	12(12W)	27(2700K)	90(90)	WW(Wallwash)	N(Non-Dim)	01(Black)
		30(3000K)			A(0-10V dim)	02(White)
		40(4000K)			D(DT6)	
					E(DT8)	

# Mika

## Low-Voltage Track

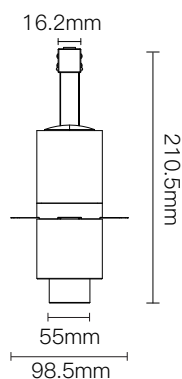
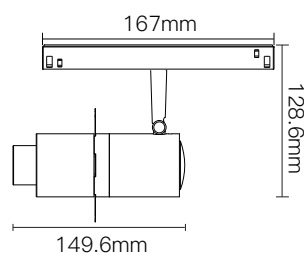


● Black

### Features



### Dimensions



### Electrical system

<b>Total power consumption:</b>	12W
<b>Power input:</b>	48V
<b>Operating temperature:</b>	-10°C ~ 35°C
<b>Dimming option:</b>	0-10V / Dali / Casambi
<b>Insulation class:</b>	Class III

### Light source

<b>LED type:</b>	COB
<b>CCT:</b>	2700K/3000K/4000K
<b>CRI:</b>	Ra>90
<b>Beam angle:</b>	Beam shaper
<b>UGR:</b>	<10

### Housing

<b>Lamp body diameter:</b>	55mm
<b>Material:</b>	Aluminum
<b>Weight:</b>	431g

### Warranty

<b>Period:</b>	5-year warranty
----------------	-----------------

### Lumen output

BA. \ CCT	2700K	3000K	4000K
Beam shaper	300lm	300lm	315lm

### Nomenclature

\*Applicable model: M41612xx90xxxx (xx: dynamic codes)

Product Code	System Power	CCT	CRI	Beam Angle	Driver/Control	Serial No.
M416	12(12W)	27(2700K)	90(90)	SP(Shaper)	N(Non-Dim)	01(Black)
		30(3000K)			A(0-10V dim)	
		40(4000K)			D(DT6)	
					E(DT8)	



# Polo\_50

## Low-Voltage Track

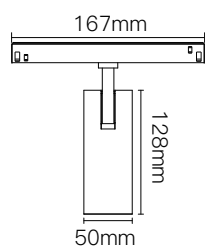


- White  
● Black


### Features



### Dimensions



16.2mm



### Electrical system

<b>Total power consumption:</b>	15W
<b>Power input:</b>	48V
<b>Operating temperature:</b>	-10°C ~ 35°C
<b>Dimming option:</b>	0-10V / Dali / Casambi
<b>Insulation class:</b>	Class III

### Light source

<b>LED type:</b>	COB
<b>CCT:</b>	2700K/3000K/4000K
<b>CRI:</b>	Ra>92
<b>Beam angle:</b>	20°/38°/55°
<b>UGR:</b>	<19

### Housing

<b>Lamp body diameter:</b>	50mm
<b>Material:</b>	Aluminum
<b>Weight:</b>	350g

### Warranty

<b>Period:</b>	5-year warranty
----------------	-----------------

### Lumen output

BA. \ CCT	2700K	3000K	4000K
20°	1189lm	1248lm	1323lm
38°	1215lm	1276lm	1353lm
55°	1079lm	1133lm	1200lm

### Nomenclature

\*Applicable model: M41715xx90xxxx (xx: dynamic codes)

Product Code	System Power	CCT	CRI	Beam Angle	Driver/Control	Serial No.
M417	15(15W)	27(2700K)	90(90)	20(20°)	N(Non-Dim)	01(Black)
		30(3000K)		38(38°)		A(0-10V dim)
		40(4000K)		55(55°)	D(DT6)	E(DT8)

# Polo\_70

## Low-Voltage Track

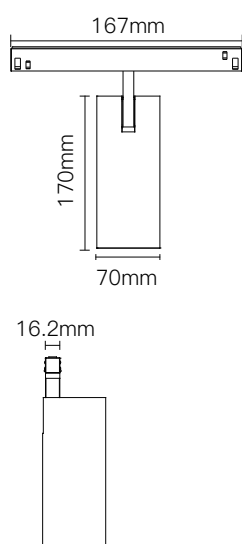


- White  
● Black

### Features



### Dimensions



### Electrical system

<b>Total power consumption:</b>	25W
<b>Power input:</b>	48V
<b>Operating temperature:</b>	-10°C ~ 35°C
<b>Dimming option:</b>	0-10V / Dali / Casambi
<b>Insulation class:</b>	Class III

### Light source

<b>LED type:</b>	COB
<b>CCT:</b>	2700K/3000K/4000K
<b>CRI:</b>	Ra>92
<b>Beam angle:</b>	15°/24°/36°
<b>UGR:</b>	<19

### Housing

<b>Lamp body diameter:</b>	70mm
<b>Material:</b>	Aluminum
<b>Weight:</b>	580g

### Warranty

<b>Period:</b>	5-year warranty
----------------	-----------------

### Lumen output

BA. \ CCT	2700K	3000K	4000K
15°	1869lm	1962lm	2080lm
24°	1954lm	2052lm	2175lm
36°	1914lm	2010lm	2131lm

### Nomenclature

\*Applicable model: M41815xx90xxxx (xx: dynamic codes)

Product Code	System Power	CCT	CRI	Beam Angle	Driver/Control	Serial No.
M418	25(25W)	27(2700K)	90(90)	15(15°)	N(Non-Dim)	01(Black)
		30(3000K)		24(24°)	A(0-10V dim)	02(White)
		40(4000K)		36(36°)	D(DT6)	
					E(DT8)	

# Ami-Round Mains Voltage Recessed

## Zoom



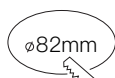
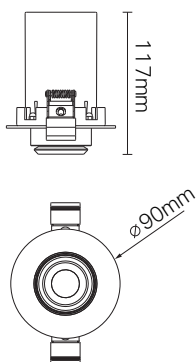
Motorised Downlight.  
Integrated power supply.

- White  
 Black

### Features



### Dimensions



### Electrical system

<b>Total power consumption:</b>	10W
<b>Power input:</b>	220Vac
<b>Operating temperature:</b>	-10°C ~ 35°C
<b>Power factor:</b>	>0.95
<b>Dimming option:</b>	0-10V / Dali / Casambi
<b>Insulation class:</b>	Class II

### Light source

<b>LED type:</b>	COB
<b>CCT:</b>	2700K/3000K/4000K
<b>CRI:</b>	Ra>90
<b>Beam angle:</b>	18°-45°
<b>UGR:</b>	<16

### Housing

<b>Dimension:</b>	90mm X 117mm
<b>Material:</b>	Aluminum
<b>Weight:</b>	445g

### Warranty

<b>Period:</b>	5-year warranty
----------------	-----------------

### Lumen output

BA. \ CCT	2700K	3000K	4000K
18°-45°	290lm	320lm	350lm

### Nomenclature

\*Applicable model: M20110xx90xxxx (xx: dynamic codes)

Product Code	System Power	CCT	CRI	Beam Angle	Driver/Control	Serial No.	
M201	10(10W)	27(2700K)	90(90)	Z2(18°-45°)	N(Non-Dim)	01(Black)	
		30(3000K)				A(0-10V dim)	02(White)
		40(4000K)				D(Dali dim)	
TW(Tunable)							

# Ami-Rectangle Mains Voltage Recessed

## Zoom



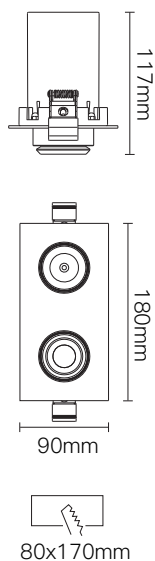
Motorised Downlight.  
Integrated power supply.

- White  
● Black

### Features



### Dimensions



### Electrical system

<b>Total power consumption:</b>	10W*2
<b>Power input:</b>	220Vac
<b>Operating temperature:</b>	-10°C ~ 35°C
<b>Power factor:</b>	>0.95
<b>Dimming option:</b>	0-10V / Dali /Casambi
<b>Insulation class:</b>	Class II

### Light source

<b>LED type:</b>	COB
<b>CCT:</b>	2700K/3000K/4000K
<b>CRI:</b>	Ra>90
<b>Beam angle:</b>	18°-45°
<b>UGR:</b>	<16

### Housing

<b>Dimension:</b>	180mm X 90mm X 117mm
<b>Material:</b>	Aluminum
<b>Weight:</b>	885g

### Warranty

<b>Period:</b>	5-year warranty
----------------	-----------------

### Lumen output

BA. \ CCT	2700K	3000K	4000K
18°-45°	290lm*2	320lm*2	350lm*2

### Nomenclature

\*Applicable model: M20320xx90xxxx (xx: dynamic codes)

Product Code	System Power	CCT	CRI	Beam Angle	Driver/Control	Serial No.
M202	20(20W)	27(2700K) 30(3000K) 40(4000K)	90(90)	Z2(18°-45°)	N(Non-Dim) A(0-10V dim) D(Dali dim)	01(Black) 02(White)
		TW(Tunable)				

# Ami-Square Mains Voltage Recessed

## Zoom



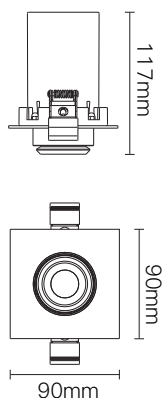
Motorised Downlight.  
Integrated power supply.

- White  
 Black

### Features



### Dimensions



ø82mm

### Electrical system

<b>Total power consumption:</b>	10W
<b>Power input:</b>	220Vac
<b>Operating temperature:</b>	-10°C ~ 35°C
<b>Power factor:</b>	>0.95
<b>Dimming option:</b>	0-10V / Dali / Casambi
<b>Insulation class:</b>	Class II

### Light source

<b>LED type:</b>	COB
<b>CCT:</b>	2700K/3000K/4000K
<b>CRI:</b>	Ra>90
<b>Beam angle:</b>	18°-45°
<b>UGR:</b>	<16

### Housing

<b>Dimension:</b>	90mm X 90mm X 117mm
<b>Material:</b>	Aluminum
<b>Weight:</b>	420g

### Warranty

<b>Period:</b>	5-year warranty
----------------	-----------------

### Lumen output

BA. \ CCT	2700K	3000K	4000K
18°-45°	290lm	320lm	350lm

### Nomenclature

\*Applicable model: M20310xx90xxxx (xx: dynamic codes)

Product Code	System Power	CCT	CRI	Beam Angle	Driver/Control	Serial No.
M203	10(10W)	27(2700K)	90(90)	Z2(18°-45°)	N(Non-Dim)	01(Black)
		30(3000K)			A(0-10V dim)	02(White)
		40(4000K)			D(Dali dim)	
		TW(Tunable)				

# Ami-Round

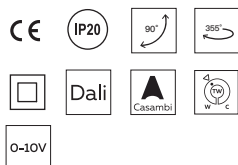
## Mains Voltage Recessed Filter



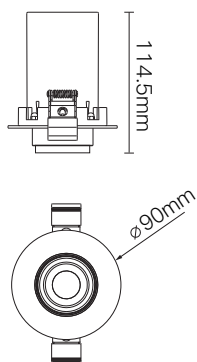
Motorised Downlight.  
Integrated power supply.

- White  
 Black

### Features



### Dimensions



### Electrical system

<b>Total power consumption:</b>	10W
<b>Power input:</b>	220Vac
<b>Operating temperature:</b>	-10°C ~ 35°C
<b>Power factor:</b>	>0.95
<b>Dimming option:</b>	0-10V / Dali / Casambi
<b>Insulation class:</b>	Class II

### Light source

<b>LED type:</b>	SMD
<b>CCT:</b>	2700K/3000K/4000K
<b>CRI:</b>	Ra>90
<b>Beam angle:</b>	15° /24° /38° /10°x35° /Honeycomb
<b>UGR:</b>	<16

### Housing

<b>Dimension:</b>	90mm X 114,5mm
<b>Material:</b>	Aluminum
<b>Weight:</b>	445g

### Warranty

<b>Period:</b>	5-year warranty
----------------	-----------------

**Lumen output** \* The lumen output is measured by the original optics (7°).

BA.	CCT	2700K	3000K	4000K
7°		370lm	410lm	450lm

### Nomenclature

\*Applicable model: M2040xx90xxxx (xx: dynamic codes)

Product Code	System Power	CCT	CRI	Beam Angle	Driver/Control	Serial No.
M204	10(10W)	27(2700K)	90(90)	07(7°)	N(Non-Dim)	01(Black)
		30(3000K)		15°(15°)	A(0-10V dim)	02(White)
		40(4000K)		24°(24°)	D(Dali dim)	
				38°(38°)		
				X1(10°x35°)		
					HC(Honeycomb)	
					TW(Tunable)	18(18°)
			38(38°)			

# Ami-Rectangle Mains Voltage Recessed Filter



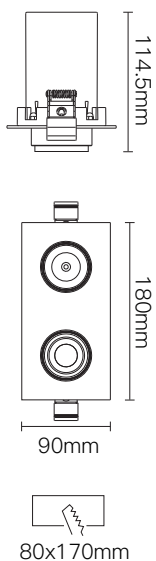
Motorised Downlight.  
Integrated power supply.

- White  
● Black

## Features



## Dimensions



## Electrical system

<b>Total power consumption:</b>	10W*2
<b>Power input:</b>	220Vac
<b>Operating temperature:</b>	-10°C ~ 35°C
<b>Power factor:</b>	>0.95
<b>Dimming option:</b>	0-10V / Dali /Casambi
<b>Insulation class:</b>	Class II

## Light source

<b>LED type:</b>	SMD
<b>CCT:</b>	2700K/3000K/4000K
<b>CRI:</b>	Ra>90
<b>Beam angle:</b>	15° /24° /38° /10°x35° /Honeycomb
<b>UGR:</b>	<16

## Housing

<b>Dimension:</b>	90mm X 180mm X 114,5mm
<b>Material:</b>	Aluminum
<b>Weight:</b>	885g

## Warranty

<b>Period:</b>	5-year warranty
----------------	-----------------

**Lumen output** \* The lumen output is measured by the original optics (7°).

BA. \ CCT	2700K	3000K	4000K
7°	370lm*2	410lm*2	450lm*2

## Nomenclature

\*Applicable model: M20520xx90xxxx (xx: dynamic codes)

Product Code	System Power	CCT	CRI	Beam Angle	Driver/Control	Serial No.
M205	20(20W)	27(2700K)	90(90)	07(7°)	N(Non-Dim)	01(Black)
		30(3000K)		15°(15°)	A(0-10V dim)	02(White)
		40(4000K)		24°(24°)	D(Dali dim)	
				38°(38°)		
				X1(10°x35°)		
				HC(Honeycomb)		
				TW(Tunable)		
			18(18°)			
			38(38°)			

# Ami-Square Mains Voltage Recessed Filter



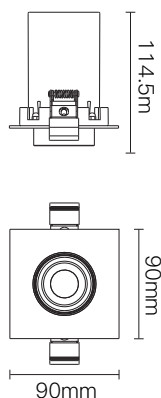
Motorised Downlight.  
Integrated power supply.

- White  
● Black

## Features



## Dimensions



ø82mm

## Electrical system

<b>Total power consumption:</b>	10W
<b>Power input:</b>	220Vac
<b>Operating temperature:</b>	-10°C ~ 35°C
<b>Power factor:</b>	>0.95
<b>Dimming option:</b>	0-10V / Dali / Casambi
<b>Insulation class:</b>	Class II

## Light source

<b>LED type:</b>	SMD
<b>CCT:</b>	2700K/3000K/4000K
<b>CRI:</b>	Ra>90
<b>Beam angle:</b>	15° /24° /38° /10°x35° /Honeycomb
<b>UGR:</b>	<16

## Housing

<b>Dimension:</b>	90mm X 90mm X 114,5mm
<b>Material:</b>	Aluminum
<b>Weight:</b>	420g

## Warranty

<b>Period:</b>	5-year warranty
----------------	-----------------

Lumen output \* The lumen output is measured by the original optics (7°).

BA. \ CCT	2700K	3000K	4000K
7°	370lm	410lm	450lm

## Nomenclature

\*Applicable model: M20610xx90xxxx (xx: dynamic codes)

Product Code	System Power	CCT	CRI	Beam Angle	Driver/Control	Serial No.
M206	10(10W)	27(2700K)	90(90)	07(7°)	N(Non-Dim)	01(Black)
		30(3000K)		15°(15°)	A(0-10V dim)	02(White)
		40(4000K)		24°(24°)	D(Dali dim)	
				38°(38°)		
				X1(10°x35°)		
				HC(Honeycomb)		
				TW(Tunable)		
			18(18°)			
			38(38°)			



# Illuminance distance data

## Ami-zoom

10W



15°				
h(m)	E(lx)	Ø (m)	S_B(sq.m)	
1	2212.77	0.26	0.1	
2	553.19	0.52	0.2	
3	245.86	0.78	0.5	
4	138.30	1.04	0.9	
5	88.51	1.30	1.3	

45°				
h(m)	E(lx)	Ø (m)	S_B(sq.m)	
1	2212.77	0.85	0.6	
2	553.19	1.69	2.3	
3	245.86	2.54	5.1	
4	138.30	3.39	9.0	
5	88.51	4.24	14.1	

## Ami-filter

9W



10°				
h(m)	E(lx)	Ø (m)	S_B(sq.m)	
1	6810.11	0.18	0.025	
2	1702.53	0.37	0.1	
3	756.68	0.55	0.2	
4	425.63	0.74	0.4	
5	272.40	0.92	0.7	

## Cubo

9W



10°				
h(m)	E(lx)	Ø (m)	S_B(sq.m)	
1	6525.81	0.18	0.025	
2	1631.45	0.37	0.1	
3	725.09	0.55	0.3	
4	407.86	0.74	0.4	
5	261.03	0.92	0.7	

## Dabo

10W



14°				
h(m)	E(lx)	Ø (m)	S_B(sq.m)	
1	6195.39	0.23	0.05	
2	1548.85	0.47	0.2	
3	688.38	0.70	0.4	
4	387.21	0.93	0.7	
5	247.82	1.16	1.2	

## Casa

12W



30°				
h(m)	E(lx)	Ø (m)	S_B(sq.m)	
1	2310.93	0.52	0.2	
2	577.73	1.03	0.9	
3	256.77	1.55	2.1	
4	144.43	2.07	3.8	
5	92.44	2.59	5.9	

## Bande

6W



38°				
h(m)	E(lx)	Ø (m)	S_B(sq.m)	
1	707.40	0.71x0.66	0.4	
2	176.85	1.43x1.32	1.5	
3	78.60	2.14x1.99	3.4	
4	44.21	2.86x2.65	6.1	
5	28.30	3.57x3.31	9.5	

## Bande

11W



38°				
h(m)	E(lx)	Ø (m)	S_B(sq.m)	
1	1285.18	0.53x0.53	0.2	
2	321.30	1.07x1.06	0.9	
3	142.80	1.60x1.59	2.0	
4	80.32	2.13x2.12	3.6	
5	51.41	2.67x2.65	5.6	

## Bande

20W



38°				
h(m)	E(lx)	Ø (m)	S_B(sq.m)	
1	2744.10	0.50x0.51	0.2	
2	686.03	1.01x1.03	0.8	
3	304.90	1.51x1.54	1.8	
4	171.51	2.01x2.06	3.3	
5	109.76	2.52x2.57	5.1	

## Bande diffuser

11W



Flood				
h(m)	E(lx)	Ø (m)	S_B(sq.m)	
1	241.01	2.60x2.42	5.0	
2	60.25	5.20x4.83	19.9	
3	26.78	7.80x7.25	44.7	
4	15.06	10.40x9.66	79.5	
5	9.64	13x12.08	124.2	

## Bande diffuser

20W



Flood				
h(m)	E(lx)	Ø (m)	S_B(sq.m)	
1	452.45	2.68x2.51	5.3	
2	113.11	5.36x5.01	21.2	
3	50.27	8.05x7.52	47.8	
4	28.28	10.40x9.66	84.9	
5	18.10	13x12.08	132.7	

# Illuminance distance data

## Ami-pendant

9W



10°

h(m)	E(lx)	Ø (m)	S_B(sq.m)
1	8318.94	0.17	0.025
2	2079.74	0.35	0.1
3	924.33	0.52	0.2
4	519.93	0.69	0.4
5	332.76	0.87	0.6

## Canos

7W



36°

h(m)	E(lx)	Ø (m)	S_B(sq.m)
1	1264.97	0.59	0.3
2	316.24	1.17	1.2
3	140.55	1.76	2.7
4	79.06	2.35	4.7
5	50.60	2.94	7.4

## Navia

7W



24°

h(m)	E(lx)	Ø (m)	S_B(sq.m)
1	2207.84	0.41	0.1
2	551.96	0.81	0.5
3	245.32	1.22	1.2
4	137.99	1.62	2.1
5	88.31	2.03	3.2

## Mona

12W



17°

h(m)	E(lx)	Ø (m)	S_B(sq.m)
1	4386.02	0.30	0.1
2	1096.51	0.61	0.3
3	487.34	0.91	0.7
4	274.13	1.22	1.2
5	175.44	1.52	1.9

30°

h(m)	E(lx)	Ø (m)	S_B(sq.m)
1	2191.34	0.54	0.2
2	547.84	1.08	0.9
3	243.48	1.63	2.1
4	136.96	2.17	3.7
5	87.65	2.71	5.7

## Marmor

12W



Wallwasher

h(m)	E(lx)	Ø (m)	S_B(sq.m)
1	688.68	0.77	0.5
2	172.17	1.53	2.0
3	76.52	2.30	4.5
4	43.04	3.06	8.0
5	27.55	3.83	12.5

## Polo\_50

15W



20°

h(m)	E(lx)	Ø (m)	S_B(sq.m)
1	6928.53	0.37	0.1
2	1732.13	0.74	0.4
3	769.84	1.12	1.0
4	433.03	1.49	1.7
5	277.14	1.86	2.7

38°

h(m)	E(lx)	Ø (m)	S_B(sq.m)
1	2897.45	0.68	0.4
2	724.36	1.35	1.5
3	321.94	2.03	3.3
4	181.09	2.70	5.8
5	115.90	3.38	9.1

55°

h(m)	E(lx)	Ø (m)	S_B(sq.m)
1	1364.51	1.03	0.8
2	341.13	2.06	3.3
3	151.61	3.08	7.5
4	85.28	4.11	13.4
5	54.58	5.14	20.9

## Polo\_70

25W



15°

h(m)	E(lx)	Ø (m)	S_B(sq.m)
1	19004.11	0.28	0.1
2	4751.03	0.57	0.3
3	2111.57	0.85	0.6
4	1187.76	1.14	1.0
5	760.16	1.42	1.6

24°

h(m)	E(lx)	Ø (m)	S_B(sq.m)
1	13170.26	0.39	0.1
2	3292.56	0.77	0.5
3	1463.36	1.16	1.1
4	823.14	1.54	1.9
5	526.81	1.93	3.0

38°

h(m)	E(lx)	Ø (m)	S_B(sq.m)
1	5141.55	0.63	0.3
2	1285.39	1.27	1.3
3	571.28	1.90	3.0
4	321.35	2.54	5.4
5	205.66	3.17	8.4

# Illuminance distance data

## Ami Downlight

Zoomable 10W



15°

h(m)	E(lx)	Ø (m)	S_B(sq.m)
1	2212.77	0.26	0.1
2	553.19	0.52	0.2
3	245.86	0.78	0.5
4	138.30	1.04	0.9
5	88.51	1.30	1.3

45°

h(m)	E(lx)	Ø (m)	S_B(sq.m)
1	2212.77	0.85	0.6
2	553.19	1.69	2.3
3	245.86	2.54	5.1
4	138.30	3.39	9.0
5	88.51	4.24	14.1

## Ami Downlight

Filter 10W



10°

h(m)	E(lx)	Ø (m)	S_B(sq.m)
1	6810.11	0.18	0.025
2	1702.53	0.37	0.1
3	756.68	0.55	0.2
4	425.63	0.74	0.4
5	272.40	0.92	0.7