

LIGHTING
FOR ARCHITECTURAL,
HOSPITALITY &
RETAIL APPLICATIONS

ON

Maga Series Datasheet

Low-Voltage Track

Ami-Zoom



01

Ami-Filter




02

Cubo



03

Dabo



04

Pixy



05

Casa




06

Bande



07

Bande Diffuser



08

Ami-Pendant




09

Canos



10

Navia



11

Mains Voltage Recessed

Ami-Round
Zoom




12

Ami-Rectangle
Zoom




13

Ami-Square
Zoom



14

Ami-Round
Filter




15

Ami-Rectangle
Filter



16

Ami-Square
Filter



17

Ami-Zoom Low-Voltage Track



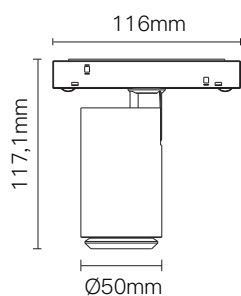
Motorised Downlight.
Integrated power supply.

- White
● Black

Features



Dimensions



Electrical system

| | |
|---------------------------------|------------------------|
| Total power consumption: | 10W |
| Power input: | 48V |
| Operating temperature: | -10°C ~ 35°C |
| Dimming option: | 0-10V / Dali / Casambi |
| Insulation class: | Class III |

Light source

| | |
|--------------------|-------------------|
| LED type: | Bridgelux-C8-B |
| CCT: | 2700K/3000K/4000K |
| CRI: | Ra>90 |
| Beam angle: | 18°-45° |
| UGR: | <16 |

Housing

| | |
|----------------------------|----------|
| Lamp body diameter: | 50mm |
| Material: | Aluminum |
| Weight: | 271,4g |

Warranty

| | |
|----------------|-----------------|
| Period: | 5-year warranty |
|----------------|-----------------|

Lumen output

| Angle \ CCT | 2700K | 3000K | 4000K |
|-------------|-------|-------|-------|
| 18°-45° | 288lm | 320lm | 350lm |

Nomenclature

*Applicable model: R201220xx90xxxx (xx: dynamic codes)

| Product Code | System Power | CCT | CRI | Beam Angle | Driver/Control | Serial No. | |
|--------------|--------------|-----------|--------|-------------|----------------|--------------|-----------|
| M403 | 10(10W) | 27(2700K) | 90(90) | Z2(18°-45°) | N(Non-Dim) | 01(Black) | |
| | | 30(3000K) | | | | A(0-10V dim) | 02(White) |
| | | 40(4000K) | | | | D(Dali dim) | |

Ami-Filter Low-Voltage Track



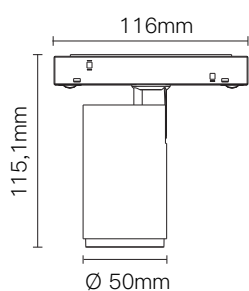
Motorised Downlight.
Integrated power supply.

- White
● Black

Features



Dimensions



Electrical system

| | |
|---------------------------------|------------------------|
| Total power consumption: | 9W |
| Power input: | 48V |
| Operating temperature: | -10°C ~ 35°C |
| Dimming option: | 0-10V / Dali / Casambi |
| Insulation class: | Class III |

Light source

| | |
|--------------------|--|
| LED type: | CREE XHP35 |
| CCT: | 2700K/3000K/4000K |
| CRI: | Ra>90 |
| Beam angle: | 7° / 15° / 24° / 38° / 10°x35° / Honeycomb |
| UGR: | <16 |

Housing

| | |
|----------------------------|----------|
| Lamp body diameter: | 50mm |
| Material: | Aluminum |
| Weight: | 255,6g |

Warranty

| | |
|----------------|-----------------|
| Period: | 5-year warranty |
|----------------|-----------------|

Lumen output * The lumen output is measured by the original optics (7°).

| CCT \ Angle | 2700K | 3000K | 4000K |
|-------------|-------|-------|-------|
| 7° | 450lm | 500lm | 550lm |

Nomenclature

*Applicable model: M40410xx90xxxx (xx: dynamic codes)

| Product Code | System Power | CCT | CRI | Beam Angle | Driver/Control | Serial No. |
|--------------|--------------|-----------|--------|---------------|----------------|------------|
| M404 | 09(09W) | 27(2700K) | 90(90) | 07(7°) | N(Non-Dim) | 01(Black) |
| | | 30(4000K) | | 15(15°) | A(0-10V dim) | 02(White) |
| | | 40(4000K) | | 24(24°) | D(Dali dim) | |
| | | | | 38(38°) | | |
| | | | | X1(10°x35°) | | |
| | | | | HC(Honeycomb) | | |

Cubo Low-Voltage Track



Electrical system

| | |
|---------------------------------|------------------------|
| Total power consumption: | 10W |
| Power input: | 48V |
| Operating temperature: | -10°C ~ 35°C |
| Dimming option: | 0-10V / Dali / Casambi |
| Insulation class: | Class III |

Light source

| | |
|--------------------|----------------------------------|
| LED type: | CREE XHP35 |
| CCT: | 2700K/3000K/4000K |
| CRI: | Ra>90 |
| Beam angle: | 7°/15°/24°/38°/10°x35°/Honeycomb |
| UGR: | <16 |

Motorised Downlight.
Integrated power supply.

- White
- Black

Housing

| | |
|----------------------------|-----------------|
| Lamp body diameter: | 56.3mm x 56.3mm |
| Material: | Aluminum |
| Weight: | 304,6g |

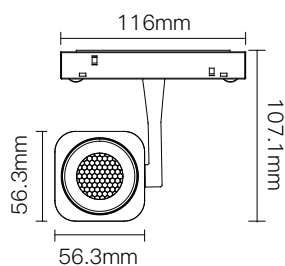
Features



Warranty

| | |
|----------------|-----------------|
| Period: | 5-year warranty |
|----------------|-----------------|

Dimensions



Lumen output

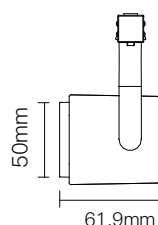
* The lumen output is measured by the original optics (7°).

| Angle \ CCT | 2700K | 3000K | 4000K |
|-------------|-------|-------|-------|
| 7° | 405lm | 450lm | 500lm |

Nomenclature

*Applicable model: M40410xx90xxxx (xx: dynamic codes)

| Product Code | System Power | CCT | CRI | Beam Angle | Driver/Control | Serial No. |
|--------------|--------------|-----------|--------|---------------|----------------|--------------|
| M405 | 10(10W) | 27(2700K) | 90(90) | 07(7°) | N(Non-Dim) | 01(Black) |
| | | 30(3000K) | | 15°(15°) | | A(0-10V dim) |
| | | 40(4000K) | | 24°(24°) | D(Dali dim) | |
| | | | | 38°(38°) | | |
| | | | | X1(10°x35°) | | |
| | | | | HC(Honeycomb) | | |



Dabo Low-Voltage Track



Electrical system

| | |
|---------------------------------|------------------------|
| Total power consumption: | 10W |
| Power input: | 48V |
| Operating temperature: | -10°C ~ 35°C |
| Dimming option: | 0-10V / Dali / Casambi |
| Insulation class: | Class III |

Light source

| | |
|--------------------|-------------------|
| LED type: | CREE XPE |
| CCT: | 2700K/3000K/4000K |
| CRI: | Ra>90 |
| Beam angle: | 10° |
| UGR: | <16 |

Housing

| | |
|----------------------------|-----------------|
| Lamp body diameter: | 55,9mm x 55,9mm |
| Material: | Aluminum |
| Weight: | 266g |

Warranty

| | |
|----------------|-----------------|
| Period: | 5-year warranty |
|----------------|-----------------|

Lumen output

| Angle \ CCT | 2700K | 3000K | 4000K |
|-------------|-------|-------|-------|
| 10° | 504lm | 560lm | 616lm |

Nomenclature

*Applicable model: M40410xx90xxxx (xx: dynamic codes)

| Product Code | System Power | CCT | CRI | Beam Angle | Driver/Control | Serial No. | |
|--------------|--------------|-----------|--------|------------|----------------|--------------|-----------|
| M406 | 10(10W) | 27(2700K) | 90(90) | 10(10°) | N(Non-Dim) | 01(Black) | |
| | | 30(3000K) | | | | A(0-10V dim) | 02(White) |
| | | 40(4000K) | | | | D(Dali dim) | |

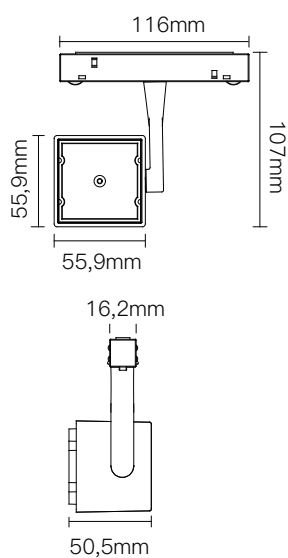
Motorised Downlight.
Integrated power supply.

- White
● Black

Features



Dimensions



Pixy Low-Voltage Track



Electrical system

| | |
|---------------------------------|------------------------|
| Total power consumption: | 7W |
| Power input: | 48V |
| Operating temperature: | -10°C ~ 35°C |
| Dimming option: | 0-10V / Dali / Casambi |
| Insulation class: | Class III |

Light source

| | |
|--------------------|-------------------|
| LED type: | Lediamond LED |
| CCT: | 2700K/3000K/4000K |
| CRI: | Ra>90 |
| Beam angle: | Wash wall |
| UGR: | <19 |

Housing

| | |
|----------------------------|----------------|
| Lamp body diameter: | 108mm x 73,9mm |
| Material: | Aluminum+PMMA |
| Weight: | 178,8g |

Warranty

| | |
|----------------|-----------------|
| Period: | 5-year warranty |
|----------------|-----------------|

Lumen output

| Angle \ CCT | 2700K | 3000K | 4000K |
|-------------|-------|-------|-------|
| Wash wall | 504lm | 560lm | 610lm |

Nomenclature

*Applicable model: M40410xx90xxxx (xx: dynamic codes)

| Product Code | System Power | CCT | CRI | Beam Angle | Driver/Control | Serial No. |
|--------------|--------------|-----------|--------|---------------|----------------|------------|
| M401 | 07(7W) | 27(2700K) | 90(90) | WW(Wall Wsah) | N(Non-Dim) | 01(Black) |
| | | 30(3000K) | | | A(0-10V dim) | 02(White) |
| | | 40(4000K) | | | D(Dali dim) | |

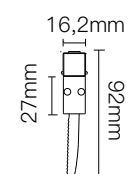
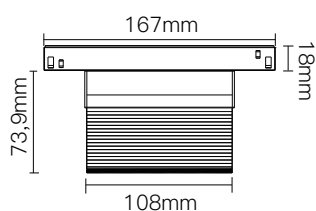
Motorised Downlight.
Integrated power supply.

- White
- Black

Features



Dimensions



Casa Low-Voltage Track



Electrical system

| | |
|---------------------------------|------------------------|
| Total power consumption: | 13W |
| Power input: | 48V |
| Operating temperature: | -10°C ~ 35°C |
| Dimming option: | 0-10V / Dali / Casambi |
| Insulation class: | Class III |

Light source

| | |
|--------------------|-------------------|
| LED type: | Osram 3030 |
| CCT: | 2700K/3000K/4000K |
| CRI: | Ra>90 |
| Beam angle: | Asymmetric (30°) |
| UGR: | <19 |

Housing

| | |
|----------------------------|------------------|
| Lamp body diameter: | 63,5mm x 123,4mm |
| Material: | Aluminum |
| Weight: | 212,5g |

Warranty

| | |
|----------------|-----------------|
| Period: | 5-year warranty |
|----------------|-----------------|

Lumen output

| Angle \ CCT | 2700K | 3000K | 4000K |
|-------------|-------|-------|-------|
| Wash wall | 468lm | 520lm | 570lm |

Nomenclature

*Applicable model: M40410xx90xxxx (xx: dynamic codes)

| Product Code | System Power | CCT | CRI | Beam Angle | Driver/Control | Serial No. | |
|--------------|--------------|-----------|--------|------------|----------------|--------------|-----------|
| M402 | 13(13W) | 27(2700K) | 90(90) | 30(30°) | N(Non-Dim) | 01(Black) | |
| | | 30(3000K) | | | | A(0-10V dim) | 02(White) |
| | | 40(4000K) | | | | D(Dali dim) | |

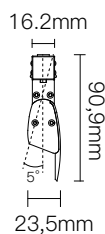
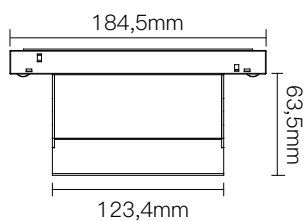
Motorised Downlight.
Integrated power supply.

- White
● Black

Features



Dimensions



Bande Low-Voltage Track



Electrical system

| | |
|---------------------------------|------------------------|
| Total power consumption: | 6W / 10W / 20W |
| Power input: | 48V |
| Operating temperature: | -10°C ~ 35°C |
| Dimming option: | 0-10V / Dali / Casambi |
| Insulation class: | Class III |

Light source

| | |
|--------------------|-------------------|
| LED type: | Bridgelux 3030 |
| CCT: | 2700K/3000K/4000K |
| CRI: | Ra>90 |
| Beam angle: | 24° |
| UGR: | <16 |

Housing

| | |
|----------------------------|--|
| Lamp body diameter: | 118mm x 22mm / 231mm x 22mm / 460mm x 22mm |
| Material: | Aluminum |
| Weight: | 110,3g / 178,2g / 316,5g |

Warranty

| | |
|----------------|-----------------|
| Period: | 5-year warranty |
|----------------|-----------------|

Lumen output

| Angle \ CCT | 2700K | 3000K | 4000K |
|-------------|-------|--------|--------|
| 24° (6W) | 315lm | 350lm | 385lm |
| 24° (10W) | 450lm | 500lm | 550lm |
| 24° (20W) | 990lm | 1100lm | 1210lm |

Nomenclature

*Applicable model: M40410xx90xxxx (xx: dynamic codes)

| Product Code | System Power | CCT | CRI | Beam Angle | Driver/Control | Serial No. |
|--------------|--------------|-----------|--------|------------|----------------|------------|
| M410 | 06(10W) | 27(2700K) | 90(90) | 38(38°) | N(Non-Dim) | 01(Black) |
| | 10(10W) | 30(3000K) | | | A(0-10V dim) | 02(White) |
| | 20(10W) | 40(4000K) | | | D(Dali dim) | |
| | | | | | | |

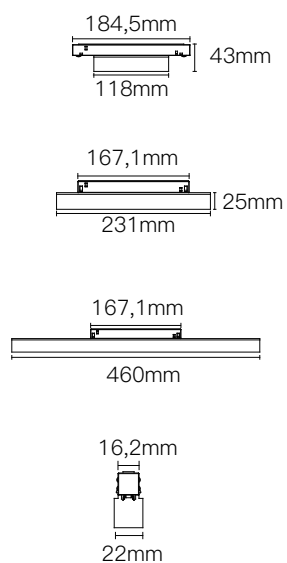
Motorised Downlight.
Integrated power supply.

- White
● Black

Features



Dimensions



Bande Diffuser Low-Voltage Track



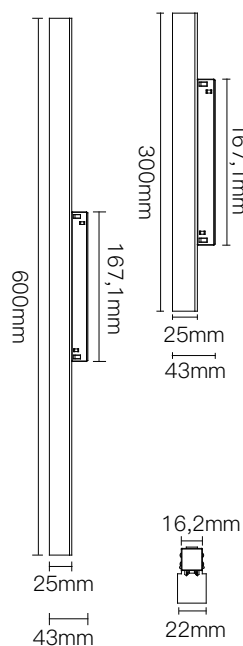
Motorised Downlight.
Integrated power supply.

- White
● Black

Features



Dimensions



Electrical system

| | |
|---------------------------------|------------------------|
| Total power consumption: | 11W / 24W |
| Power input: | 48V |
| Operating temperature: | -10°C ~ 35°C |
| Dimming option: | 0-10V / Dali / Casambi |
| Insulation class: | Class III |

Light source

| | |
|--------------------|-------------------|
| LED type: | Bridgelux SMD2835 |
| CCT: | 2700K/3000K/4000K |
| CRI: | Ra>90 |
| Beam angle: | Flood(120°) |
| UGR: | <16 |

Housing

| | |
|----------------------------|-----------------------------|
| Lamp body diameter: | 300mm x 22mm / 600mm x 22mm |
| Material: | Aluminum |
| Weight: | 199,3g /313,8g |

Warranty

| | |
|----------------|-----------------|
| Period: | 5-year warranty |
|----------------|-----------------|

Lumen output

| Angle \ CCT | 2700K | 3000K | 4000K |
|-------------|-------|--------|--------|
| Flood (11W) | 459lm | 510lm | 560lm |
| Flood (24W) | 945lm | 1050lm | 1155lm |

Nomenclature

*Applicable model: M40410xx90xxxx (xx: dynamic codes)

| Product Code | System Power | CCT | CRI | Beam Angle | Driver/Control | Serial No. |
|--------------|--------------|-----------|--------|------------|----------------|------------|
| M411 | 11(11W) | 27(2700K) | 90(90) | FD(Flood) | N(Non-Dim) | 01(Black) |
| | 24(24W) | 30(3000K) | | | A(0-10V dim) | 02(White) |
| | | 40(4000K) | | | D(Dali dim) | |

Ami Pendant Low-Voltage Track



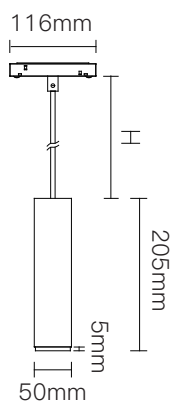
Motorised Downlight.
Integrated power supply.

- White
● Black

Features



Dimensions



Electrical system

| | |
|---------------------------------|------------------------|
| Total power consumption: | 10W |
| Power input: | 48V |
| Operating temperature: | -10°C ~ 35°C |
| Dimming option: | 0-10V / Dali / Casambi |
| Insulation class: | Class III |

Light source

| | |
|--------------------|--|
| LED type: | CREE XHP35 |
| CCT: | 2700K/3000K/4000K |
| CRI: | Ra>90 |
| Beam angle: | 7° / 15° / 24° / 38° / 10°x35° / Honeycomb |
| UGR: | <19 |

Housing

| | |
|----------------------------|----------|
| Lamp body diameter: | 50mm |
| Material: | Aluminum |
| Weight: | 425g |

Warranty

| | |
|----------------|-----------------|
| Period: | 5-year warranty |
|----------------|-----------------|

Lumen output

| Angle \ CCT | 2700K | 3000K | 4000K |
|-------------|-------|-------|-------|
| 7° | 369lm | 410lm | 450lm |

Nomenclature

*Applicable model: M40410xx90xxxx (xx: dynamic codes)

| Product Code | System Power | CCT | CRI | Beam Angle | Driver/Control | Serial No. |
|--------------|--------------|-----------|--------|-------------|----------------|---------------|
| M404 | 10(10W) | 27(2700K) | 90(90) | 07(7°) | N(Non-Dim) | 01(Black) |
| | | 30(3000K) | | 15(15°) | | A(0-10V dim) |
| | | 40(4000K) | | 24(24°) | D(Dali dim) | |
| | | | | 38(38°) | | |
| | | | | X1(10°x35°) | | |
| | | | | | | HC(Honeycomb) |

Canos Low-Voltage Track



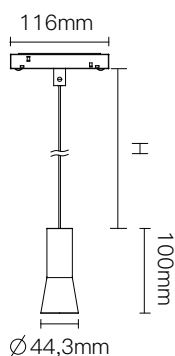
Motorised Downlight.
Integrated power supply.

- White
● Black

Features



Dimensions



Electrical system

| | |
|---------------------------------|------------------------|
| Total power consumption: | 7W |
| Power input: | 48V |
| Operating temperature: | -10°C ~ 35°C |
| Dimming option: | 0-10V / Dali / Casambi |
| Insulation class: | Class III |

Light source

| | |
|--------------------|-------------------|
| LED type: | TOYONIA Y3C |
| CCT: | 2700K/3000K/4000K |
| CRI: | Ra>90 |
| Beam angle: | 15° /24° /38° |
| UGR: | <16 |

Housing

| | |
|----------------------------|----------|
| Lamp body diameter: | 44,3mm |
| Material: | Aluminum |
| Weight: | 173,9g |

Warranty

| | |
|----------------|-----------------|
| Period: | 5-year warranty |
|----------------|-----------------|

Lumen output

| Angle \ CCT | 2700K | 3000K | 4000K |
|-------------|-------|-------|-------|
| 15° | 324lm | 396lm | 396lm |
| 24° | 360lm | 440lm | 440lm |
| 38° | 396lm | 380lm | 420lm |

Nomenclature

*Applicable model: M40410xx90xxxx (xx: dynamic codes)

| Product Code | System Power | CCT | CRI | Beam Angle | Driver/Control | Serial No. |
|--------------|--------------|-----------|--------|------------|---|------------|
| M404 | 07(7W) | 27(2700K) | 90(90) | 15(15°) | N(Non-Dim) A(0-10V dim) D(Dali dim) | 01(Black) |
| | | 30(3000K) | | 24(24°) | | 02(White) |
| | | 40(4000K) | | 38(38°) | | |

Navia Low-Voltage Track



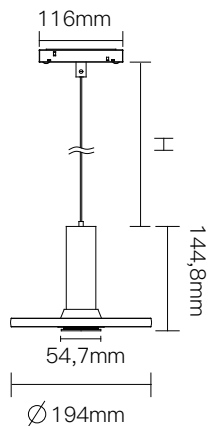
Motorised Downlight.
Integrated power supply.

- White
● Black

Features



Dimensions



Electrical system

| | |
|---------------------------------|------------------------|
| Total power consumption: | 13W |
| Power input: | 48V |
| Operating temperature: | -10°C ~ 35°C |
| Dimming option: | 0-10V / Dali / Casambi |
| Insulation class: | Class III |

Light source

| | |
|--------------------|-------------------|
| LED type: | Bridgelux-C8-B |
| CCT: | 2700K/3000K/4000K |
| CRI: | Ra>90 |
| Beam angle: | 24° |
| UGR: | <16 |

Housing

| | |
|----------------------------|----------|
| Lamp body diameter: | 54,7mm |
| Material: | Aluminum |
| Weight: | 430,4g |

Warranty

| | |
|----------------|-----------------|
| Period: | 5-year warranty |
|----------------|-----------------|

Lumen output

| Angle \ CCT | 2700K | 3000K | 4000K |
|-------------|-------|-------|-------|
| 24° | 360lm | 400lm | 440lm |

Nomenclature

*Applicable model: M40410xx90xxxx (xx: dynamic codes)

| Product Code | System Power | CCT | CRI | Beam Angle | Driver/Control | Serial No. |
|--------------|--------------|-----------|--------|------------|----------------|------------|
| M407 | 13(13W) | 27(2700K) | 90(90) | 24(24°) | N(Non-Dim) | 01(Black) |
| | | 30(3000K) | | | A(0-10V dim) | 02(White) |
| | | 40(4000K) | | | D(Dali dim) | |

Ami-Round Mains Voltage Recessed

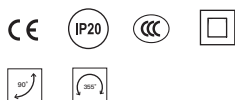
Zoom



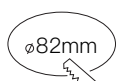
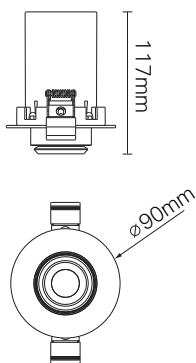
Motorised Downlight.
Integrated power supply.

- White
● Black

Features



Dimensions



Electrical system

| | |
|---------------------------------|------------------------|
| Total power consumption: | 10W |
| Power input: | 220Vac |
| Operating temperature: | -10°C ~ 35°C |
| Power factor: | >0.95 |
| Dimming option: | 0-10V / Dali / Casambi |
| Insulation class: | Class III |

Light source

| | |
|--------------------|-------------------|
| LED type: | CREE CXA1507 |
| CCT: | 2700K/3000K/4000K |
| CRI: | Ra>90 |
| Beam angle: | 18°-45° |
| UGR: | <16 |

Housing

| | |
|----------------------------|----------|
| Lamp body diameter: | 90mm |
| Material: | Aluminum |
| Weight: | 445g |

Warranty

| | |
|----------------|-----------------|
| Period: | 5-year warranty |
|----------------|-----------------|

Lumen output

| Angle \ CCT | 2700K | 3000K | 4000K |
|-------------|-------|-------|-------|
| 18°-45° | 290lm | 320lm | 350lm |

Nomenclature

*Applicable model: M40410xx90xxxx (xx: dynamic codes)

| Product Code | System Power | CCT | CRI | Beam Angle | Driver/Control | Serial No. | |
|--------------|--------------|-----------|--------|-------------|----------------|--------------|-----------|
| M201 | 10(10W) | 27(2700K) | 90(90) | Z2(18°-45°) | N(Non-Dim) | 01(Black) | |
| | | 30(3000K) | | | | A(0-10V dim) | 02(White) |
| | | 40(4000K) | | | | D(Dali dim) | |

Ami-Rectangle Mains Voltage Recessed

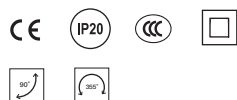
Zoom



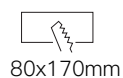
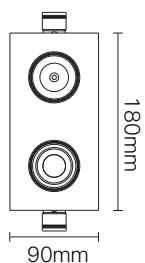
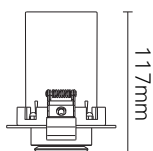
Motorised Downlight.
Integrated power supply.

- White
● Black

Features



Dimensions



Electrical system

| | |
|---------------------------------|------------------------|
| Total power consumption: | 10W*2 |
| Power input: | 220Vac |
| Operating temperature: | -10°C ~ 35°C |
| Power factor: | >0.95 |
| Dimming option: | 0-10V / Dali / Casambi |
| Insulation class: | Class III |

Light source

| | |
|--------------------|-------------------|
| LED type: | CREE CXA1507 |
| CCT: | 2700K/3000K/4000K |
| CRI: | Ra>90 |
| Beam angle: | 18°-45° |
| UGR: | <16 |

Housing

| | |
|----------------------------|--------------|
| Lamp body diameter: | 180mm X 90mm |
| Material: | Aluminum |
| Weight: | 885g |

Warranty

| | |
|----------------|-----------------|
| Period: | 5-year warranty |
|----------------|-----------------|

Lumen output

| Angle \ CCT | 2700K | 3000K | 4000K |
|-------------|---------|---------|---------|
| 18°-45° | 290lm*2 | 320lm*2 | 350lm*2 |

Nomenclature

*Applicable model: M40410xx90xxxx (xx: dynamic codes)

| Product Code | System Power | CCT | CRI | Beam Angle | Driver/Control | Serial No. | |
|--------------|--------------|-----------|--------|-------------|----------------|--------------|-----------|
| M202 | 20(20W) | 27(2700K) | 90(90) | Z2(18°-45°) | N(Non-Dim) | 01(Black) | |
| | | 30(3000K) | | | | A(0-10V dim) | 02(White) |
| | | 40(4000K) | | | | D(Dali dim) | |

Ami-Square Mains Voltage Recessed

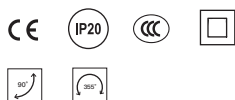
Zoom



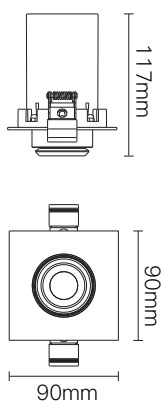
Motorised Downlight.
Integrated power supply.

- White
 Black

Features



Dimensions



Electrical system

| | |
|---------------------------------|------------------------|
| Total power consumption: | 10W |
| Power input: | 220Vac |
| Operating temperature: | -10°C ~ 35°C |
| Power factor: | >0.95 |
| Dimming option: | 0-10V / Dali / Casambi |
| Insulation class: | Class III |

Light source

| | |
|--------------------|-------------------|
| LED type: | CREE CXA1507 |
| CCT: | 2700K/3000K/4000K |
| CRI: | Ra>90 |
| Beam angle: | 18°-45° |
| UGR: | <16 |

Housing

| | |
|----------------------------|-------------|
| Lamp body diameter: | 90mm x 90mm |
| Material: | Aluminum |
| Weight: | 420g |

Warranty

| | |
|----------------|-----------------|
| Period: | 5-year warranty |
|----------------|-----------------|

Lumen output

| Angle \ CCT | 2700K | 3000K | 4000K |
|-------------|-------|-------|-------|
| 18°-45° | 290lm | 320lm | 350lm |

Nomenclature

*Applicable model: M40410xx90xxxx (xx: dynamic codes)

| Product Code | System Power | CCT | CRI | Beam Angle | Driver/Control | Serial No. | |
|--------------|--------------|-----------|--------|-------------|----------------|--------------|-----------|
| M203 | 10(10W) | 27(2700K) | 90(90) | Z2(18°-45°) | N(Non-Dim) | 01(Black) | |
| | | 30(3000K) | | | | A(0-10V dim) | 02(White) |
| | | 40(4000K) | | | | D(Dali dim) | |

Ami-Round

Mains Voltage Recessed

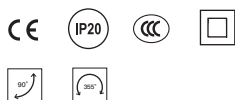
Filter



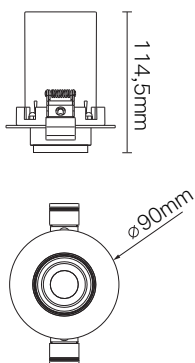
Motorised Downlight.
Integrated power supply.

- White
● Black

Features



Dimensions



ø82mm

Electrical system

| | |
|---------------------------------|------------------------|
| Total power consumption: | 10W |
| Power input: | 220Vac |
| Operating temperature: | -10°C ~ 35°C |
| Power factor: | >0.95 |
| Dimming option: | 0-10V / Dali / Casambi |
| Insulation class: | Class III |

Light source

| | |
|--------------------|-----------------------------------|
| LED type: | CREE XHP35 |
| CCT: | 2700K/3000K/4000K |
| CRI: | Ra>90 |
| Beam angle: | 15° /24° /38° /10°x35° /Honeycomb |
| UGR: | <16 |

Housing

| | |
|----------------------------|----------|
| Lamp body diameter: | 90mm |
| Material: | Aluminum |
| Weight: | 445g |

Warranty

| | |
|----------------|-----------------|
| Period: | 5-year warranty |
|----------------|-----------------|

Lumen output * The lumen output is measured by the original optics (7°).

| Angle \ CCT | 2700K | 3000K | 4000K |
|-------------|-------|-------|-------|
| 7° | 370lm | 410lm | 450lm |

Nomenclature

*Applicable model: M40410xx90xxxx (xx: dynamic codes)

| Product Code | System Power | CCT | CRI | Beam Angle | Driver/Control | Serial No. |
|--------------|--------------|-----------|--------|---------------|----------------|------------|
| M204 | 10(10W) | 27(2700K) | 90(90) | 07(7°) | N(Non-Dim) | 01(Black) |
| | | 30(3000K) | | 15°(15°) | A(0-10V dim) | 02(White) |
| | | 40(4000K) | | 24°(24°) | D(Dali dim) | |
| | | | | 38°(38°) | | |
| | | | | X1(10°x35°) | | |
| | | | | HC(Honeycomb) | | |

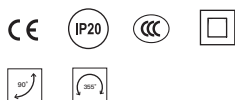
Ami-Rectangle Mains Voltage Recessed Filter



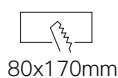
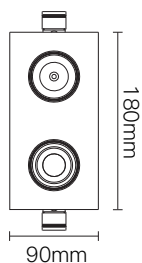
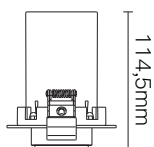
Motorised Downlight.
Integrated power supply.

- White
● Black

Features



Dimensions



Electrical system

| | |
|---------------------------------|------------------------|
| Total power consumption: | 10W*2 |
| Power input: | 220Vac |
| Operating temperature: | -10°C ~ 35°C |
| Power factor: | >0.95 |
| Dimming option: | 0-10V / Dali / Casambi |
| Insulation class: | Class III |

Light source

| | |
|--------------------|-----------------------------------|
| LED type: | CREE XHP35 |
| CCT: | 2700K/3000K/4000K |
| CRI: | Ra>90 |
| Beam angle: | 15° /24° /38° /10°x35° /Honeycomb |
| UGR: | <16 |

Housing

| | |
|----------------------------|--------------|
| Lamp body diameter: | 180mm x 90mm |
| Material: | Aluminum |
| Weight: | 885g |

Warranty

| | |
|----------------|-----------------|
| Period: | 5-year warranty |
|----------------|-----------------|

Lumen output * The lumen output is measured by the original optics (7°).

| Angle \ CCT | 2700K | 3000K | 4000K |
|-------------|---------|---------|---------|
| 7° | 370lm*2 | 410lm*2 | 450lm*2 |

Nomenclature

*Applicable model: M40410xx90xxxx (xx: dynamic codes)

| Product Code | System Power | CCT | CRI | Beam Angle | Driver/Control | Serial No. |
|--------------|--------------|-----------|--------|---------------|----------------|------------|
| M205 | 20(20W) | 27(2700K) | 90(90) | 07(7°) | N(Non-Dim) | 01(Black) |
| | | 30(3000K) | | 15°(15°) | A(0-10V dim) | 02(White) |
| | | 40(4000K) | | 24°(24°) | D(Dali dim) | |
| | | | | 38°(38°) | | |
| | | | | X1(10°x35°) | | |
| | | | | HC(Honeycomb) | | |

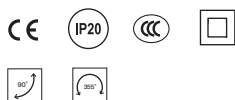
Ami-Square Mains Voltage Recessed Filter



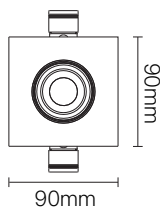
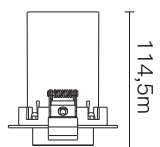
Motorised Downlight.
Integrated power supply.

- White
● Black

Features



Dimensions



ø82mm

Electrical system

| | |
|---------------------------------|------------------------|
| Total power consumption: | 10W |
| Power input: | 220Vac |
| Operating temperature: | -10°C ~ 35°C |
| Power factor: | >0.95 |
| Dimming option: | 0-10V / Dali / Casambi |
| Insulation class: | Class III |

Light source

| | |
|--------------------|-----------------------------------|
| LED type: | CREE XHP35 |
| CCT: | 2700K/3000K/4000K |
| CRI: | Ra>90 |
| Beam angle: | 15° /24° /38° /10°x35° /Honeycomb |
| UGR: | <16 |

Housing

| | |
|----------------------------|-------------|
| Lamp body diameter: | 90mm x 90mm |
| Material: | Aluminum |
| Weight: | 420g |

Warranty

| | |
|----------------|-----------------|
| Period: | 5-year warranty |
|----------------|-----------------|

Lumen output * The lumen output is measured by the original optics (7°).

| Angle \ CCT | 2700K | 3000K | 4000K |
|-------------|-------|-------|-------|
| 7° | 370lm | 410lm | 420lm |

Nomenclature

*Applicable model: M40410xx90xxxx (xx: dynamic codes)

| Product Code | System Power | CCT | CRI | Beam Angle | Driver/Control | Serial No. |
|--------------|--------------|-----------|--------|---------------|----------------|------------|
| M206 | 10(10W) | 27(2700K) | 90(90) | 07(7°) | N(Non-Dim) | 01(Black) |
| | | 30(3000K) | | 15°(15°) | A(0-10V dim) | 02(White) |
| | | 40(4000K) | | 24°(24°) | D(Dali dim) | |
| | | | | 38°(38°) | | |
| | | | | X1(10°x35°) | | |
| | | | | HC(Honeycomb) | | |